


Empatia 26 suspension

1819018A

SPECIFICATIONS



Design By

Carlotta de Bevilacqua
Paola Di Arianello

Collection

Design



Specifications

Led type	14W C.O.B.*
Power consumption	16W
CCT (Correlated Color Temperature)	3000K
CRI (Color Rendering Index)	>80
Lumens output	710Lm
Light output ratio	44.38Lm/W
Life expectancy	36000Hrs
Control type	On/Off
Input Voltage	120-277V
Driver	ROAL - 1 X RSLD035-12

Colors & Finishes

Clear & Frosted

Materials

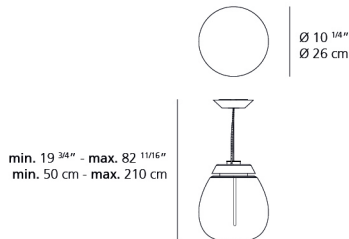
- Base in die-cast aluminum
- Diffuser in hand blown glass
- Light pipe in low absorption coefficient methacrylate
- Plate within diffuser in aluminum

*Integrated light source

Features & Accessories

- Diffuser allows the reflection of light without glaring and without losing efficiency
- Light pipe guides the light to the diffuser

Dimensions



Packaging

1 Box

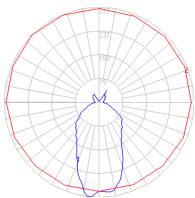
1 x 13-5/16" x 13-5/16" x 19-3/16" / 11.24 lbs - 33.5 cm x 33.5 cm x 48.5 cm / 5.1 kg

Light distribution

DIRECT

Luminaire weight

8.38 lbs / 3.8 kg



Warranty

5 year limited warranty

Red = Max Cd. Through Vertical plane

Blue = Max Cd. Through Horizontal plane