


Empatia 26 Table

1817018A

SPECIFICATIONS



Design By

Carlotta de Bevilacqua
Paola Di Arianello

Collection

Design



Specifications

| | |
|------------------------------------|------------------------|
| Led type | 14W C.O.B.* |
| Power consumption | 16W |
| CCT (Correlated Color Temperature) | 3000K |
| CRI (Color Rendering Index) | >80 |
| Lumens output | 710Lm |
| Light output ratio | 44.38Lm/W |
| Life expectancy | 36000Hrs |
| Control type | Touch Dimmer (On Base) |
| Input Voltage | 120-240V |
| Driver | Plug-In |

Colors & Finishes

Clear & Frosted

Materials

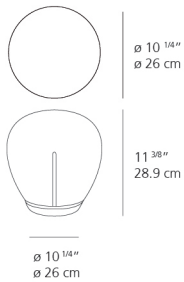
- Base in painted die-cast aluminum
- Diffuser in handblown glass
- Light pipe in low absorption coefficient methacrylate
- Glass bottom plate within diffuser in painted aluminum

*Integrated light source

Features & Accessories

- Diffuser allows reflection of the light without glaring and without losing efficiency
- Light pipe guides light to the diffuser
- Sensible touch dimmer located on base
- Interchangeable plug options accommodate most countries electrical outlets

Dimensions



Packaging

1 Box

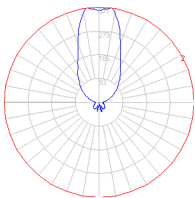
1 x 13-5/16" x 13-5/16" x 19-3/16" / 10.14 lbs - 33.5 cm x 33.5 cm x 48.5 cm / 4.6 kg

Light distribution

INDIRECT

Luminaire weight

7.72 lbs / 3.5 kg



Warranty

5 year limited warranty

Red = Max Cd. Through Vertical plane

Blue = Max Cd. Through Horizontal plane