


EFFETTO



BY
ERNESTO GISMONDI






ERNESTO GISMONDI

Ernesto Gismondi is the founder of Artemide Group.

He was born in Sanremo (IM) on December 25, 1931. In 1957 he gained a degree in Aeronautical Engineering at the Milan Polytechnic and in 1959 he gained a degree in Missile Engineering at the Professional School of Engineering in Rome.

Since the early '60s he has been devoting to the planning and production of lighting equipment, founding Studio Artemide S.a.s., from which the Artemide Group was to develop, together with designer Sergio Mazza. He became established as an international designer, participating, as one of the inventors, in "Memphis", an avant-garde movement that brought about a profound evolution in the design sector both in Italy and worldwide, and designing various successful appliances for the Group.






SCENOGRAPHY

Defined by the fixture's name (Effetto means "Effect" in Italian), Effetto tells a powerful scenographic story. Used in a modular configuration, the wall mounted luminaire with single, double or four light beams is designed to create architectural effects using two beam options of narrow and large. Available in square and round. Available in grey white or rust finishes.






TECHNOLOGY

Effetto is available with 1, 2 or 4 light beams, using monochromatic LED light sources. Light-diffusing lenses optimize the optical performance of the beams and establish their width, ranging from narrow to large.

EFFETTO ROUND wall

EFFETTO 1 NARROW BEAM wall

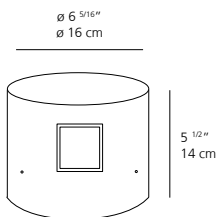


EMISSION
unilateral

LIGHT SOURCE
LED
4.6W >80 CRI
3000K or 4000K

DIMMING FEATURE
standard non dimmable

DIMENSIONS




FINISH

■ rust
■ white RAL9002

CERTIFICATIONS
c.UL.us listed

EFFETTO 1 LARGE BEAM wall

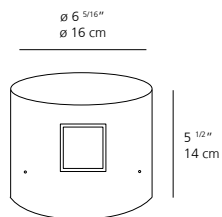


EMISSION
unilateral

LIGHT SOURCE
LED
4.6W >80 CRI
3000K or 4000K

DIMMING FEATURE
standard non dimmable

DIMENSIONS




FINISH

■ rust
■ white RAL9002

CERTIFICATIONS
c.UL.us listed

EFFETTO 2 NARROW BEAMS wall

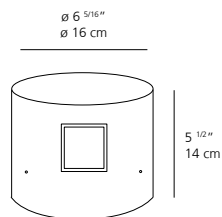


EMISSION
bilateral

LIGHT SOURCE
LED
7W >80 CRI
3000K or 4000K

DIMMING FEATURE
standard non dimmable

DIMENSIONS




FINISH

■ rust
■ white RAL9002

CERTIFICATIONS
c.UL.us listed

EFFETTO 2 LARGE BEAMS wall

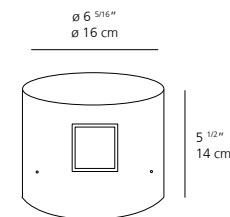


EMISSION
bilateral

LIGHT SOURCE
LED
7W >80 CRI
3000K or 4000K

DIMMING FEATURE
standard non dimmable

DIMENSIONS




FINISH

■ rust
■ white RAL9002

CERTIFICATIONS
c.UL.us listed

EFFETTO ROUND wall

EFFETTO 1 NARROW + 1 LARGE BEAM wall

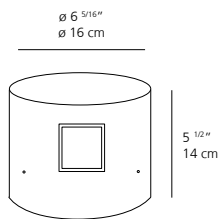


EMISSION
bilateral

LIGHT SOURCE
LED
7W >80 CRI
3000K or 4000K

DIMMING FEATURE
standard non dimmable


DIMENSIONS



FINISH
■ rust
■ white RAL9002

CERTIFICATIONS
c.UL.us listed

EFFETTO 4 NARROW BEAMS wall

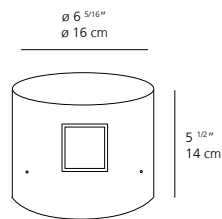


EMISSION
quadrilateral

LIGHT SOURCE
LED
11W >80 CRI
3000K or 4000K

DIMMING FEATURE
standard non dimmable


DIMENSIONS



FINISH
■ rust
■ white RAL9002

CERTIFICATIONS
c.UL.us listed

EFFETTO 4 LARGE BEAMS wall

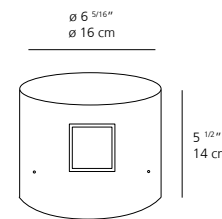


EMISSION
quadrilateral

LIGHT SOURCE
LED
11W >80 CRI
3000K or 4000K

DIMMING FEATURE
standard non dimmable

DIMENSIONS



FINISH
■ rust
■ white RAL9002

CERTIFICATIONS
c.UL.us listed

EFFETTO SQUARE wall

EFFETTO 1 NARROW BEAM wall

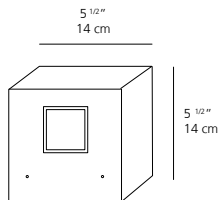




EMISSION
unilateral

LIGHT SOURCE
LED
4.6W >80 CRI
3000K or 4000K

DIMMING FEATURE
standard non dimmable

DIMENSIONS



FINISH
 rust
 white RAL9002

CERTIFICATIONS
c.UL.us listed

EFFETTO 1 LARGE BEAM wall

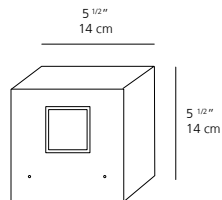




EMISSION
unilateral

LIGHT SOURCE
LED
4.6W >80 CRI
3000K or 4000K

DIMMING FEATURE
standard non dimmable

DIMENSIONS



FINISH
 rust
 white RAL9002

CERTIFICATIONS
c.UL.us listed

EFFETTO 2 NARROW BEAMS wall

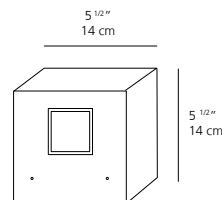




EMISSION
bilateral

LIGHT SOURCE
LED
7W >80 CRI
3000K or 4000K

DIMMING FEATURE
standard non dimmable

DIMENSIONS



FINISH
 rust
 white RAL9002

CERTIFICATIONS
c.UL.us listed

EFFETTO 2 LARGE BEAMS wall

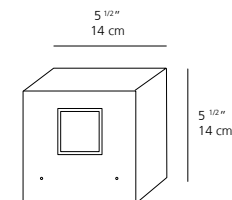




EMISSION
bilateral

LIGHT SOURCE
LED
7W >80 CRI
3000K or 4000K

DIMMING FEATURE
standard non dimmable

DIMENSIONS



FINISH
 rust
 white RAL9002

CERTIFICATIONS
c.UL.us listed

EFFETTO SQUARE wall

EFFETTO 1 NARROW + 1 LARGE BEAM wall

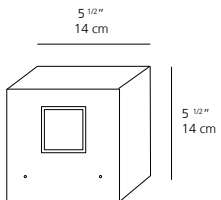


EMISSION
bilateral

LIGHT SOURCE
LED
7W >80 CRI
3000K or 4000K

DIMMING FEATURE
standard non dimmable

DIMENSIONS



FINISH

■ rust
■ white RAL9002

CERTIFICATIONS
c.UL.us listed

EFFETTO 4 NARROW BEAMS wall

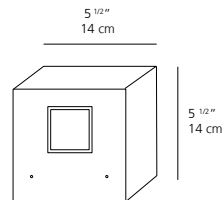


EMISSION
quadrilateral

LIGHT SOURCE
LED
11W >80 CRI
3000K or 4000K

DIMMING FEATURE
standard non dimmable

DIMENSIONS



FINISH

■ rust
■ white RAL9002

CERTIFICATIONS
c.UL.us listed

EFFETTO 4 LARGE BEAMS wall

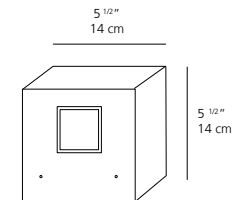


EMISSION
quadrilateral

LIGHT SOURCE
LED
11W >80 CRI
3000K or 4000K

DIMMING FEATURE
standard non dimmable

DIMENSIONS



FINISH

■ rust
■ white RAL9002

CERTIFICATIONS
c.UL.us listed

For retail sales contact information, please visit
www.artemide.net/store-locator



For contract sales contact information, please visit
www.artemide.net/contract-sales